

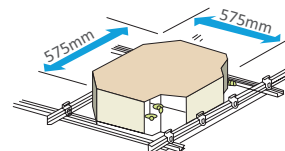
COMPACT 4-WAY CASSETTE

Q4AN-3-XY D15÷D63




COMPACT DESIGN, EASY INSTALLATION

The extremely compact frame fits easily in the lowest false ceilings, thanks to the unit's body height of only 235 mm. Installation is easier because it is lighter than the previous model.



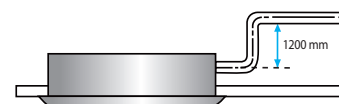
NEW PANEL

The new panel design provides wider air outlets for a more uniform airflow and temperature. Furthermore, it is possible to control all four louvers independently.



HIGH-LIFT DRAIN PUMP

A drain pump with a 1200 mm pump head is fitted as standard, simplifying installation of the drain piping.



FRESH AIR INTAKE

A reserved outside air intake port allows outdoor air to be introduced directly into the unit, negating the need for a separate ventilation system.



PRESENCE SENSOR

The embedded occupancy sensor automatically manages the unit depending on the presence of people in the room. It is possible to choose whether to turn the unit on/off or adjust the set point.



technical data

Q4AN-3-XY D15÷D63



CASSETTE COMPATTE 4-VIE

Size		Q4AN-3-XY	D15	D22	D28	D36	D45	D56	D63
Cooling ⁽¹⁾	Capacity	kW	1.5	2.2	2.8	3.6	4.5	5.6	6.3
	Power input	W	14	14	16	18	25	35	50
Heating ⁽²⁾	Capacity	kW	1.8	2.4	3.2	4.0	5.0	6.3	7.1
	Power input	W	14	14	16	18	25	35	50
Pipe connections	Liquid	mm	Φ6.35	Φ6.35	Φ6.35	Φ6.35	Φ6.35	Φ6.35	Ø9.53
	Gas	mm	Φ12.7	Φ12.7	Φ12.7	Φ12.7	Φ12.7	Φ12.7	Ø15.9
	Drain pipe	mm	ODΦ25	ODΦ25	ODΦ25	ODΦ25	ODΦ25	ODΦ25	ODΦ25
Main body	Dimensions	mm	575×235×638	575×235×638	575×235×638	575×235×638	575×235×638	575×235×638	575×235×638
	Dimensions (Width x Height x Depth) ⁽⁵⁾	mm	575×235×638	575×235×638	575×235×638	575×235×638	575×235×638	575×235×638	575×235×638
Panel	Weight	kg	13	13	13	14	14	15	15
	Dimensions	mm	620×65×620	620×65×620	620×65×620	620×65×620	620×65×620	620×65×620	620×65×620
Portata aria ⁽³⁾	Dimensions (Width x Height x Depth)	mm	620×65×620	620×65×620	620×65×620	620×65×620	620×65×620	620×65×620	620×65×620
	Weight	kg	2.3	2.3	2.3	2.3	2.3	2.3	2.3
Sound pressure level ^{(3) (4)}		m ³ /h	450/425/400	450/425/400	510/480/455	530/500/470	640/605/570	810/765/720	905/855/805
			/370/345	/370/345	/425/395	/440/405	/530/495	/670/625	/755/705
			/320/295	/320/295	/370/340	/375/345	/460/425	/580/535	/655/605
Sound power level ^{(3) (4)}		dB(A)	29/28/27	29/28/27	30/29/28	31/30/29	36.5/35/33	39/38/37	43/42/40
			/27/26	/27/26	/27/26	/28/27	/31/29	/36/35	/38/36
			/26/25	/26/25	/26/25	/26/25.5	/28/26.5	/34/32	/35/33.5
Sound power level ^{(3) (4)}		dB(A)	40/39/39	40/39/39	42/41/40	42/40/39	44/44/43	48/46/45	51/50/48
			/39/38	/39/38	/39/39	/38/38	/42/41	/43/42	/46/45
			/38/38	/38/38	/38/38	/38/38	/41/41	/42/41	/44/42
Power supply		V/Ph/Hz	220-240/1~/50						

(1) Indoor temperature 27°C DB/19°C WB; Outdoor temperature 35°C DB/24°C WB. Piping length: Interconnecting piping length is 7.5 m, level difference is zero.

(2) Indoor temperature 20°C DB/15°C WB; Outdoor temperature 7°C DB/6°C WB. Piping length: Interconnecting piping length is 7.5 m, level difference is zero.

(3) Data refer to the 7 fan speeds, in descending order.

(4) Sound values are measured in a semi-anechoic room, at a position 1.4 m below the unit.

(5) Unit body dimensions given are the largest external dimensions of the unit, including hanger attachments

accessories

RM12F1

Infrared remote control

WDC3-86S

Simplified wired controller

WDC3-86T

Compact wired controller

WDC3-120T

Wired controller

T-MBQ4-03EA

Panel 4-way compact